

 **Heated gloves**

TESTED TO THE LIMITS

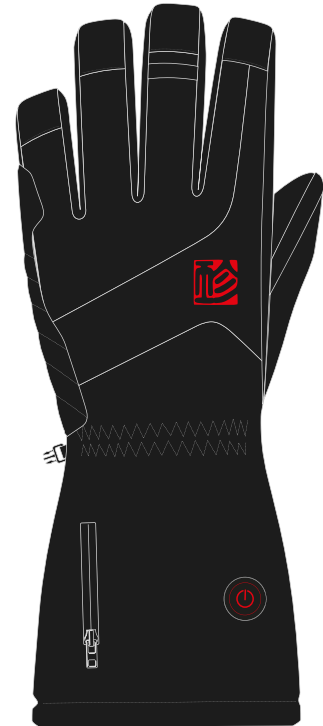


Heated gloves

Tested by our R&D team flying in the extreme cold of the Korean winter and developed specifically for paragliding, the GIN heated gloves are durable, easy-to-use and simply get the job done.

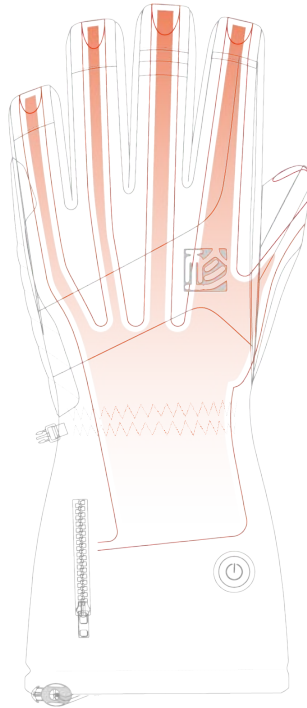
Besides everything you would normally expect of a premium glove, our heated gloves offer the following unique benefits

- durable thanks to the proven heating filament design
- paragliding-specific finger heating and fit
- convenient to use in the air due to easy heating controls and retaining straps



A LIFETIME OF PERFORMANCE

The most fragile part of any heated glove is the heating filament, which must withstand continued bending and heating. The filament in the GIN heated gloves has been designed for extreme use and tested for over 200,000 bends and under continuous heating and cooling. The result is a lifetime of reliable heating performance.

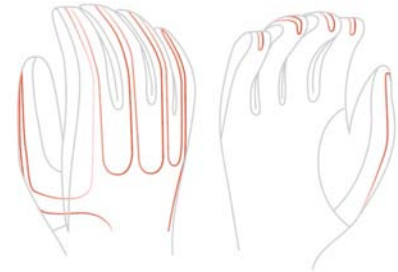


PARAGLIDING-SPECIFIC DESIGN AND FIT

Unlike a multi-sport heated glove, the heating element in the GIN heated glove extends all the way over the fingertips.

This provides extra warmth where it's most needed, resulting in a more efficient use of the battery.

The roll-tip fingers also provide added comfort and durability.



DESIGNER NOTES

GIN designer Gin Seok Song explains the motivation behind the development of the GIN heated glove.

Testing in Korea all year round means we sometimes have to fly and work in the extreme cold. We have always struggled to find heated gloves that are durable, easy to use and actually keep the hands warm. That's why we decided to develop our own!

One of the critical parts of a heated glove is the heating filament. We chose a silicone-coated, stainless steel filament. This highly durable filament has been designed for extreme use and tested for over 200,000 bends.

We also focussed on the fingertips, extending the filament over the whole fingertip and folding the leather over the fingertips for increased comfort. We couldn't be happier with the end result and hope you will be too!

DETAILS

- High performance silicone coated, stainless core heating filament
- Extra leather re-enforcement towards baby finger for protection against paraglider lines
- removable leash
- premium 3M thinsulate insulation for maximum insulation with a moderate weight and volume
- Easy control of the 3 heat settings with LED indicator
- Pre-curved fingers with roll-tips for comfort in the flying position
- Hanging loop on middle finger
- Gauntlet adjustor
- Batteries stow away comfortably in a zip pocket on back cuff
- Stretchy 100% nylon soft shell outer fabric
- breathable and completely wind- and water-proof "Hipora" insert
- 7.4V 2200 mAh rechargeable lithium-ion batteries (2 batteries included)
- Wall charger included (Input AC 100-240V, output DC 8.4V/1.2A)



TECHNICAL SPECIFICATIONS

GIN heating time chart

Heat setting	Low (50%)	Medium (75%)	High (100%)
Heating time	6 hours	4 hours	3 hours
Charging time	4 hours	4 hours	4 hours

Sizes

S / M / L / XL

Weight (average)

340g (M size)

3M
THINSULATE™
Insulation



DON'T GIVE UP THE DREAM



Gin Gliders
2318-32, Baegok-daero,
Mohyeon-myeon, Cheoin-Gu,
Yongin-city,
Gyeonggi-Do,
17036 Korea
www.gingliders.com